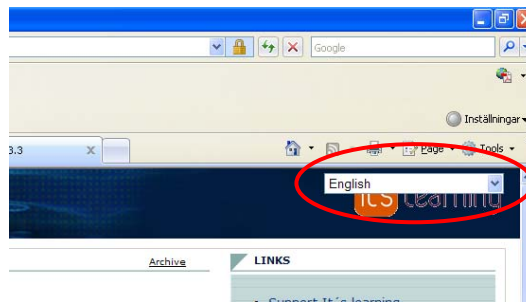


Access to the teaching/learning platform 'It's Learning'

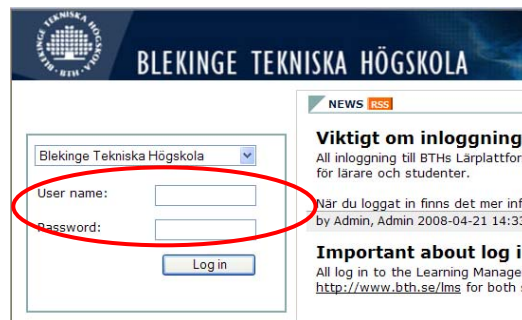
On It's Learning you'll find study material and information about your course. You can also communicate with other students and teachers here.

Here's how to LOG IN, FIND THE COURSE YOU ARE LOOKING FOR and APPLY FOR IT and GAIN ACCESS to the course's page:

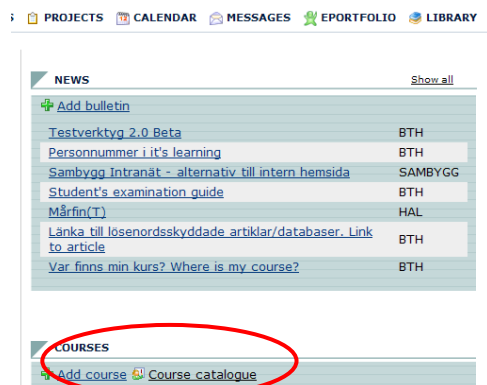
Go to www.bth.se/lms. On the log in page, you can select the language by going to the top right of the page.



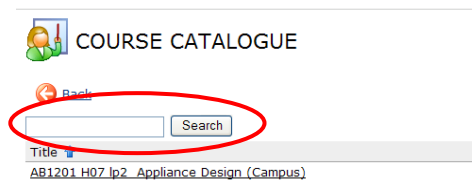
At the drop-down list to the left, select Blekinge Institute of Technology and log in using your student account.



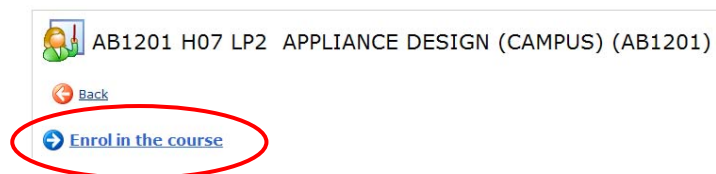
When you log in to It's Learning, you'll end up at the main page. Here you can search for your course/courses in the *Course catalogue*, which is under *Courses* on the main page. Click on *Course catalogue*.



In the search box, enter the course code or name for your course, in order to avoid having to search the long search list. Then click *Search*.



Then click on the course name and then on *Enrol in the course*.



When you have completed this enrolment, the teacher or helpdesk will verify that you are registered to do this course and then approve your enrolment. At this point, you will gain access to your course. If you have not received approval within 3 days, please contact the teacher or helpdesk for assistance. (Normal waiting time is around 1-3 days)